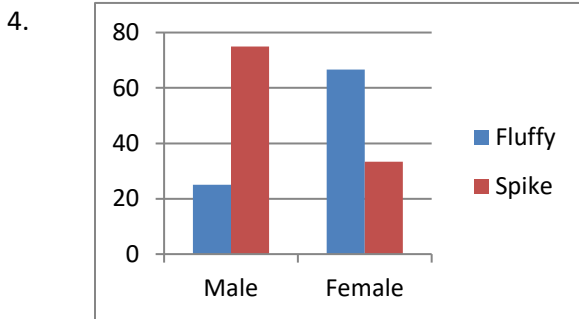
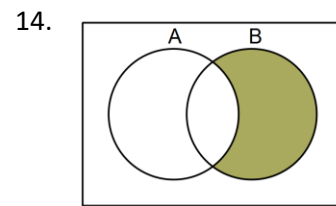
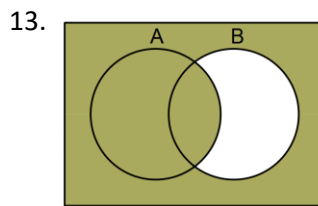
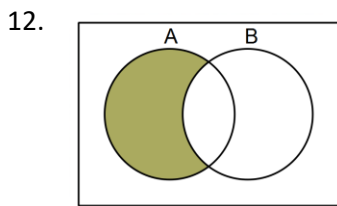
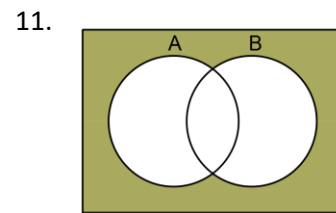
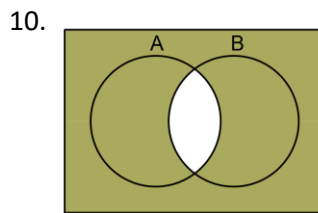
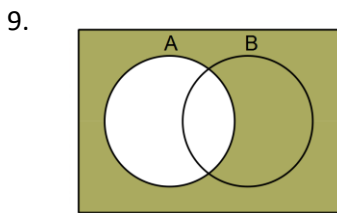
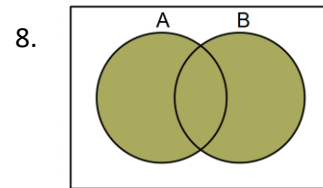
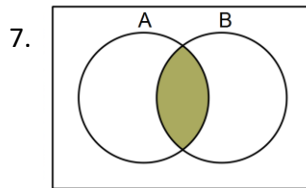
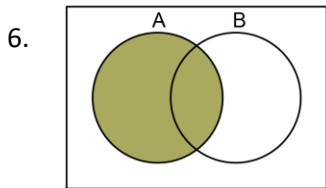


SM2 unit 8 test review answers

1. Fluffy = 50%, Spike = 50%
2. Fluffy = 66.67%, Spike = 33.33%
3. Fluffy = 25%, Spike = 75%



5. Girls liked the female name more than the male name. Boys liked the male name more than the female name.



15a. {Jan, Feb, Mar, Apr, May, June, July, Aug, Sept, Oct, Nov, Dec}

15b. {September, October, November, December}

15c. {Jan, Mar, May, July, Aug, Oct, Dec}

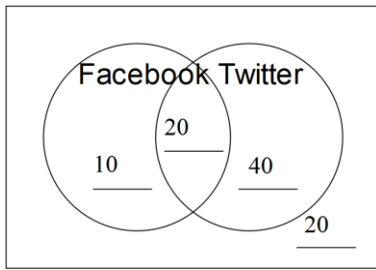
15d. {January, February, March, April, May, June, July, August}

15e. {Sept, Oct, Nov, Dec, Jan, Mar, May, July, Aug}

15f. {October, December}

15g. {Feb, Apr, June}

16a.



16b. $\frac{7}{10}$ or 70%

	Chores	No Chores	Total
Allowance	65	15	80
No Allowance	20	30	50
Total	85	45	130

17a. $P(\text{allowance}) = \frac{8}{13}$

17b. $P(\text{chores} \cap \text{no allowance}) = \frac{2}{13}$

17c. $P(\text{no chores} \cup \text{allowance}) = \frac{11}{13}$

17d. $P(\text{allowance} | \text{chores}) = \frac{13}{17}$

17e. $P(\text{no chores} | \text{no allowance}) = \frac{3}{5}$

18a. 60%

18b. 35%

18c. 10%

18d. 85%

18e. 29% or 28.6%

18f. 17% or 16.7%

18g. 23% or 23.1%

18h. 83% or 83.3%

18i. 63% or 62.5%

VOCABULARY

- | | | | |
|------|------|------|-------|
| 1. J | 4. F | 7. D | 10. I |
| 2. A | 5. G | 8. H | |
| 3. E | 6. B | 9. C | |